


Name: _____

Math/Literacy Summer Packet
Incoming First Grade 2023-2024

Please send back the completed packet when your child returns to school in August.

Thank You. 

Dear Incoming First Grade Parents,

Welcome to First Grade! We are so excited to meet your child. The best way to prepare your child for first grade is by having them read every day. Allowing them to choose books will inspire them to read more. The more they read, the more their reading skills will improve.

We have two books that we need for your child to read before the school year begins.

Just in Case You Want to Fly by: Julie Fogliano

<https://youtu.be/DGcImcNinq0>

Your child is allowed to listen to the story on YouTube and then turn off the sound and read the book.


Pete the Cat Too Cool For School by: Kimberly and James Dean

This book will be purchased with your contribution to the class fund and sent home at the end of year.

After reading the books, choose your favorite and complete the kite activity attached. Your child will need to turn this in the first week of school for a grade.

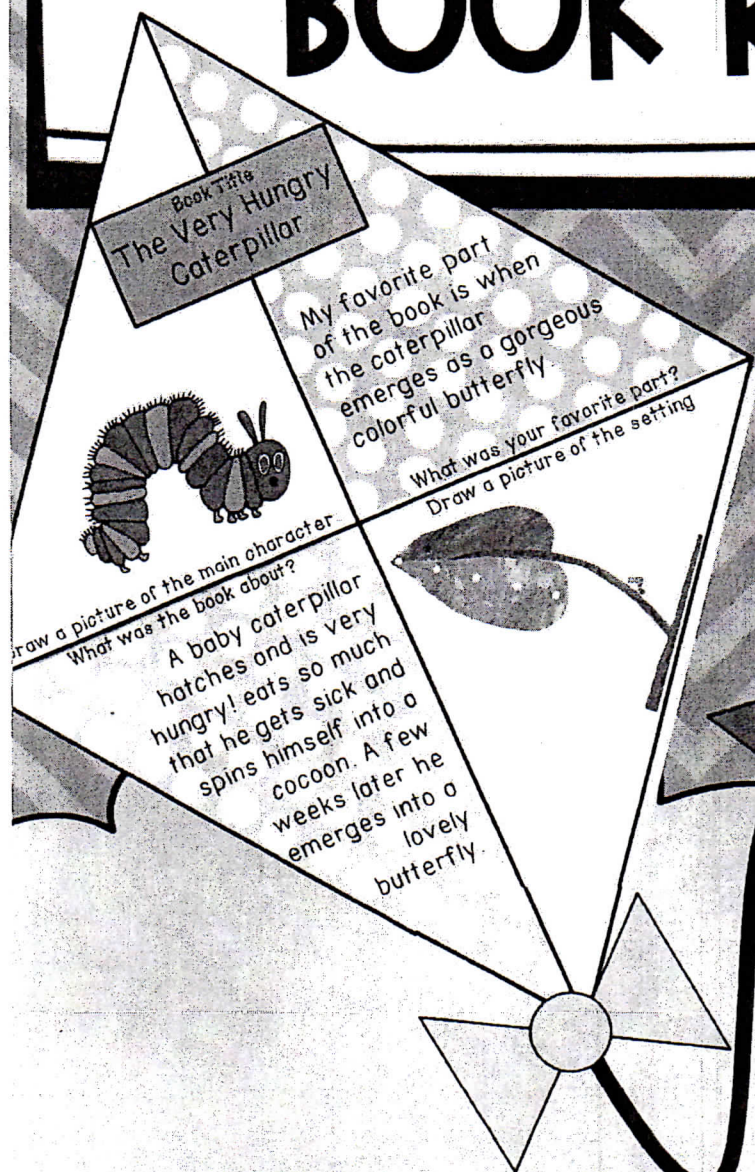
Have a wonderful summer,

K. Dochnage & M. Van Eszen



A handwritten signature in the bottom right corner of the page.

KITE CRAFTIVITY BOOK REPORT



TEACHER INSTRUCTION

Materials: Kite template, bow template (4 bows), pencil (or pen or thin black marker), scissors, crayons, and a piece of yarn.



- Student will choose a book to do a report over and complete the kite page.

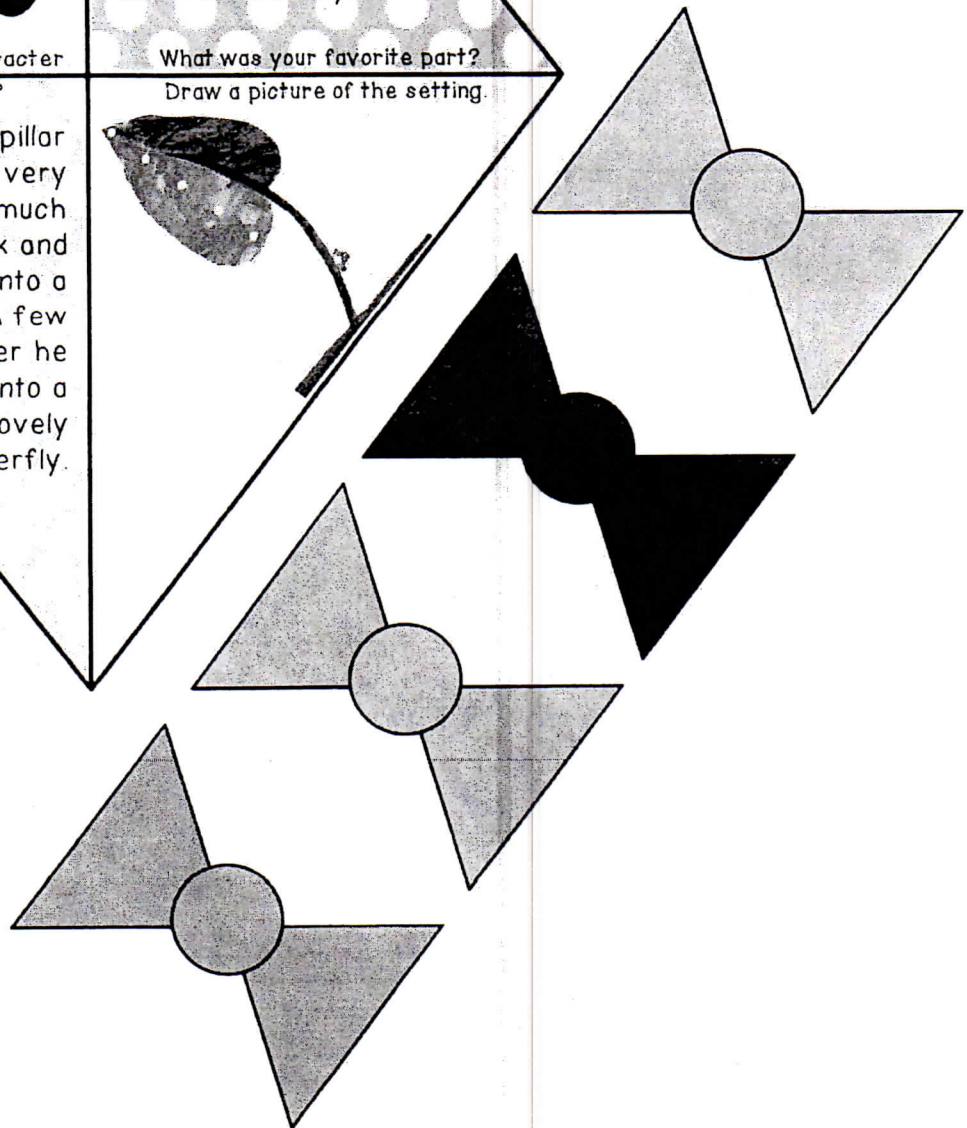
- Give each student 4 bows.

- Once the kite page is complete (also colored) and the bows are colored, students will cut out all components.

- Attach the bows to the kite with a piece of yarn and tape --- you're finished!

Examples of what students should have.
Not pictured: 1 piece of yarn.

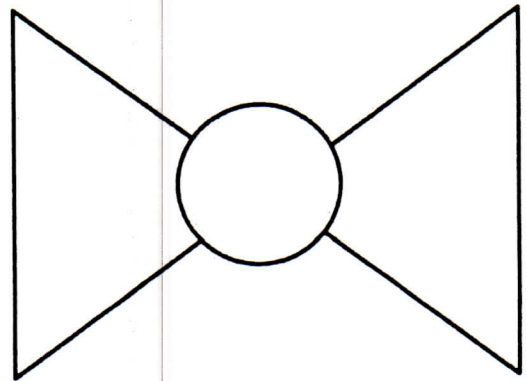
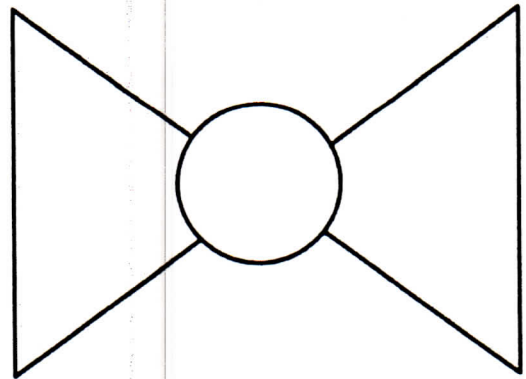
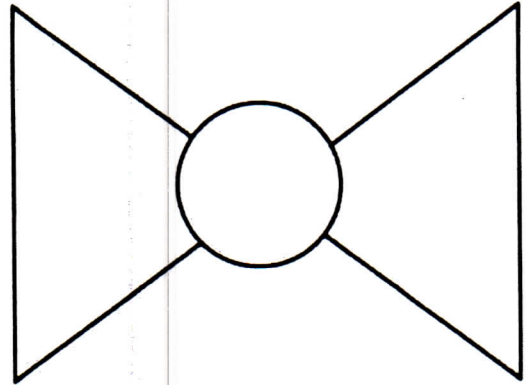
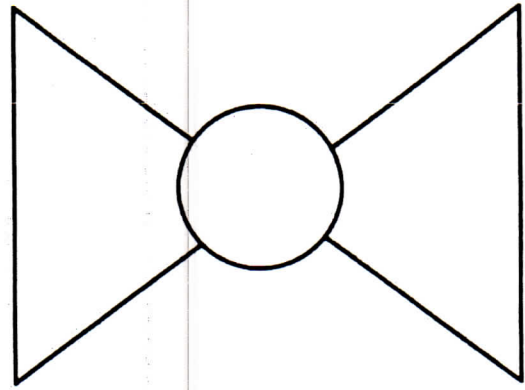
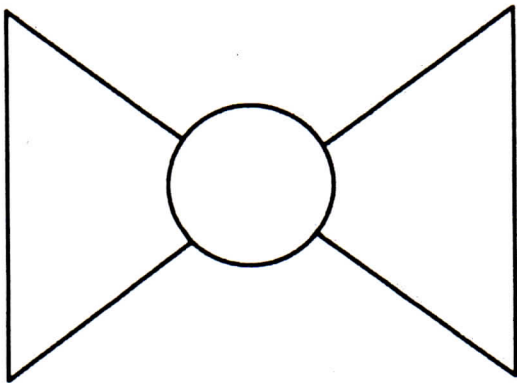
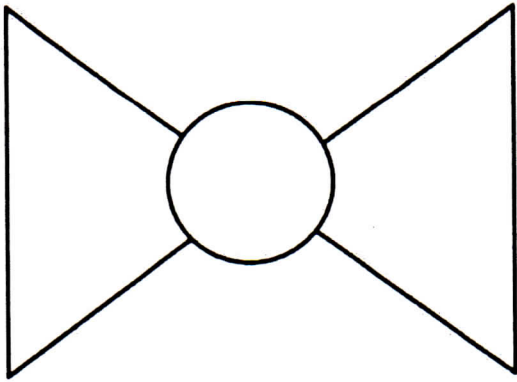
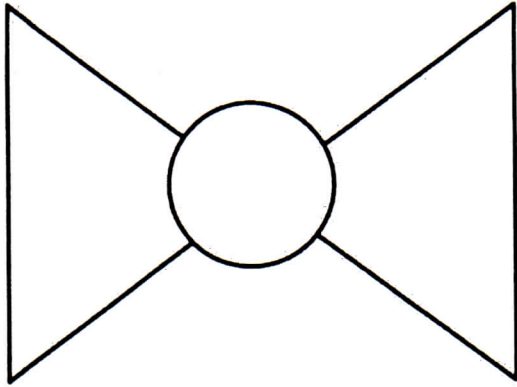
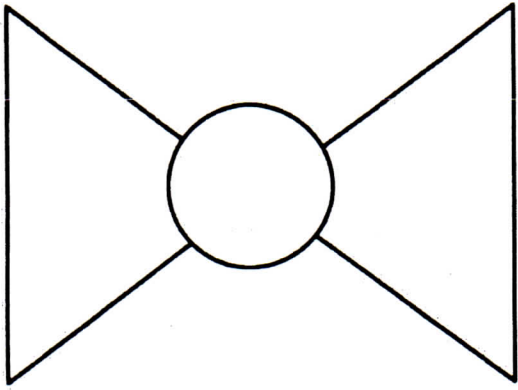
<p>Book Title The Very Hungry Caterpillar</p>	
	<p>My favorite part of the book is when the caterpillar emerges as a gorgeous colorful butterfly.</p>
<p>Draw a picture of the main character What was the book about?</p> <p>A baby caterpillar hatches and is very hungry! eats so much that he gets sick and spins himself into a cocoon. A few weeks later he emerges into a lovely butterfly.</p>	<p>What was your favorite part? Draw a picture of the setting.</p> 



Book Title

Draw a picture of the main character.
What was the book about?

What was your favorite part?
Draw a picture of the setting.




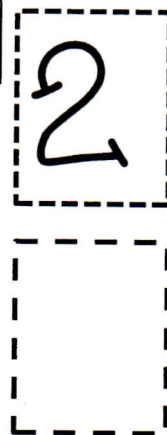
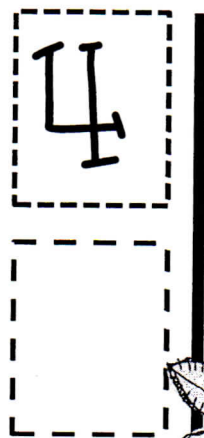

Name the picture. Write the sounds you hear.
Fill in the missing sounds. RF.K.2




_____ p p l e _____



Number Bonds to 5
OA.K.3

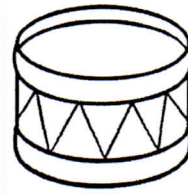



Write two sentences about the picture! RF.K.1 (a-d)



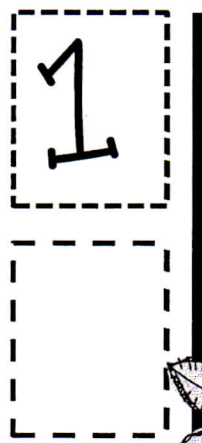




Name the picture. Write the sounds you hear.
Fill in the missing sounds. RF.K.2


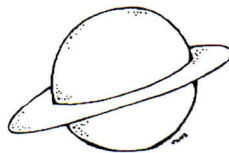
d r m



Number Bonds to 5
OA.K.3




Write two sentences about the picture! RF.K.1 (a-d)





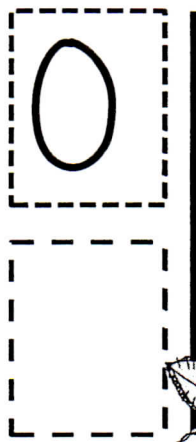


Handwriting practice lines consisting of multiple rows of solid top and bottom lines with a dashed middle line.

Name the picture. Write the sounds you hear.
Fill in the missing sounds. RF.K.2

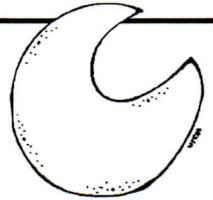
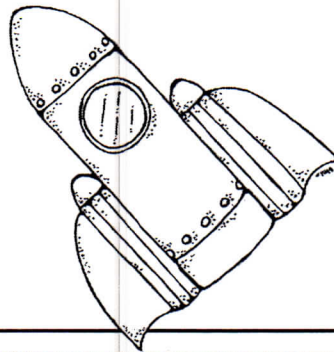
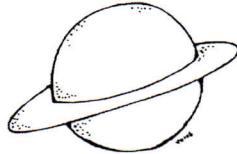
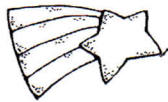




Number Bonds to 5
OA.K.3



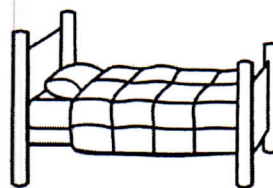
Write two sentences about the picture! RF.K.1 (a-d)




Handwriting practice lines consisting of multiple sets of solid top and bottom lines with a dashed middle line.

Name the picture. Write the sounds you hear.
Fill in the missing sounds. RF.K.2

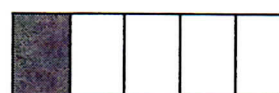
b



Number Bonds to 5
OA.K.3



5


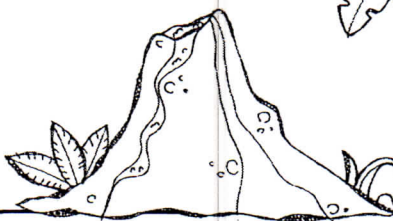
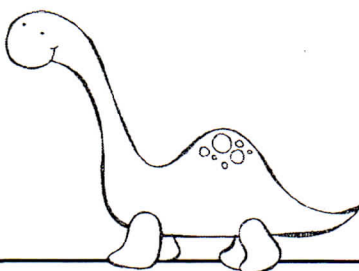



1



5

5


Write two sentences about the picture! RF.K.1 (a-d)




Name the picture. Write the sounds you hear.
Fill in the missing sounds. RF.K.2




Number Bonds to 5
OA.K.3




2



3





5



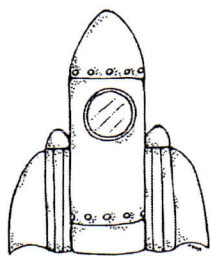
5

Write two sentences about the picture! RF.K.1 (a-d)




Handwriting practice lines for writing two sentences about the picture.

Clap the word. Circle how many syllables. RF.K.2



rocket

1 2 3



ball

1 2 3

Missing Numbers CC.K.1 CC.K.2 CC.K.3

11, 12, 13, _____

23, 24, _____, 26


36, 37, 38, _____

36, 37, _____, 39


52, 53, 54, _____

52, 53, _____, 55

Subtracting! Cross out the pictures that need to be taken away. OA.K.3 OA.K.5



$$6 - 2 = \underline{\quad}$$




$$6 - 4 = \underline{\quad}$$

Use the given sight word in a complete sentence.
Draw a picture that matches your sentence. RF.K.3(c)

Clap the word. Circle how many syllables. RF.K.2




1



bird

1 2 3



ladybug

1 2 3

Missing Numbers CC.K.1 CC.K.2 CC.K.3

50, 51, 52, _____

51, 52, _____, 54

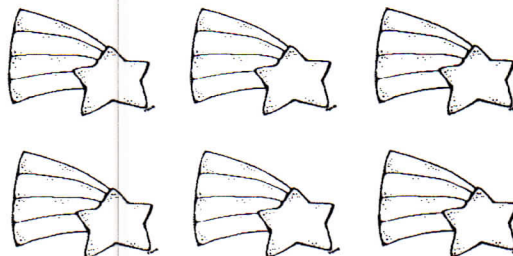

62, 63, 64, _____

62, _____, 64, 65

76, 77, 78, _____

76, _____, 78, 79

Subtracting! Cross out the pictures that need to be taken away. OA.K.3 OA.K.5



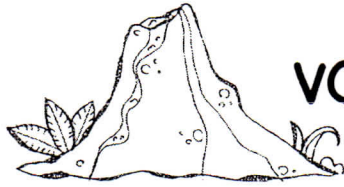
$$6 - 1 = \underline{\hspace{2cm}}$$

$$6 - 3 = \underline{\hspace{2cm}}$$

Use the given sight word in a complete sentence.
Draw a picture that matches your sentence. RF.K.3(c)


are

Clap the word. Circle how many syllables. RF.K.2



volcano

1 2 3



astronaut

1 2 3

Missing Numbers CC.K.1 CC.K.2 CC.K.3

24, 25, 26, _____

24, 25, _____, 27

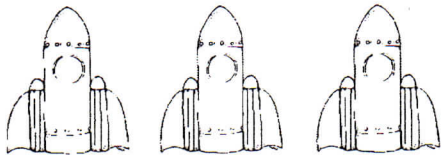
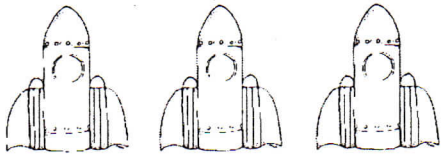
37, 38, _____, 40

37, _____, 39, 40

82, 83, _____, 85

82, _____, 84, 85

Subtracting! Cross out the pictures that need to be taken away. OA.K.3 OA.K.5



6 - 5 = _____


6 - 2 = _____

Use the given sight word in a complete sentence.

Draw a picture that matches your sentence. RF.K.3 (c)

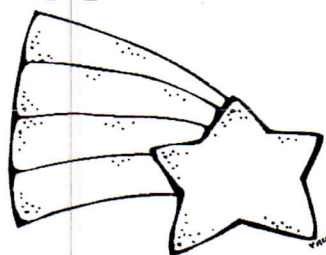
come

Clap the word. Circle how many syllables. RF.K.2



bucket

1 2 3



star

1 2 3

Missing Numbers CC.K.1 CC.K.2 CC.K.3

38, 39, 40, _____

48, 49, _____, 51

42, 43, 44, _____

62, 63, _____, 65


85, 86, 87, _____

85, 86, _____, 88

Subtracting! Cross out the pictures that need to be taken away. OA.K.3 OA.K.5



$$6 - 2 = \underline{\quad}$$



$$6 - 5 = \underline{\quad}$$

Use the given sight word in a complete sentence.
Draw a picture that matches your sentence. RF.K.3 (c)

did

Clap the word. Circle how many syllables. RF.K.2



castle

1 2 3



octopus

1 2 3

Missing Numbers CC.K.1 CC.K.2 CC.K.3

13, 14, 15, _____

13, 14, _____, 16


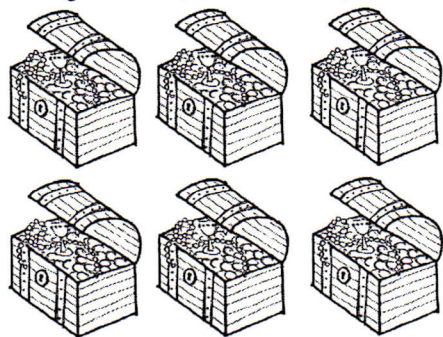
28, _____, 30, 31

28, 29, _____, 31

92, 93, 94, _____

92, 93, _____, 95

Subtracting! Cross out the pictures that need to be taken away. OA.K.3 OA.K.5



$$6 - 0 = \underline{\quad}$$

$$6 - 3 = \underline{\quad}$$

Use the given sight word in a complete sentence.
Draw a picture that matches your sentence. RF.K.3 (c)


for

Fill in the correct digraph to name the pictures.
RF.K.2 (c)

ch ck sh th




du _ _



ben _ _


Rhyming Blend the sounds to read the word. RK.K.2(a)
Write a word that rhymes! Draw a picture to match the word!




cat



Build the teen number by coloring in the ten frames! Complete the number sentence. NBT.K.1



$$10 + \underline{5} = 15$$



$$10 + \underline{\quad} = 12$$

Count by 10's and fill in the missing number. CC.K.1

10, 20, 30, 40, 50, 60, 70, 80, 90, 100, 110, 120


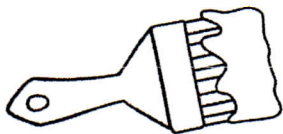
10

20

30

Fill in the correct digraph to name the pictures.
RF.K.2 (c)

ch ck sh th 12



bru _ _

mo t h

Rhyming Blend the sounds to read the word. RK.K.2(a)
Write a word that rhymes! Draw a picture to match the word!



sun

Blank box for writing a rhyming word.

Blank box for drawing a picture to match the word.


Build the teen number by coloring in the ten frames! Complete the number sentence. NBT.K.1



Shaded ten frame (10 squares) for coloring.

Empty ten frame (10 squares) for coloring.

$$10 + \underline{\quad} = 11$$



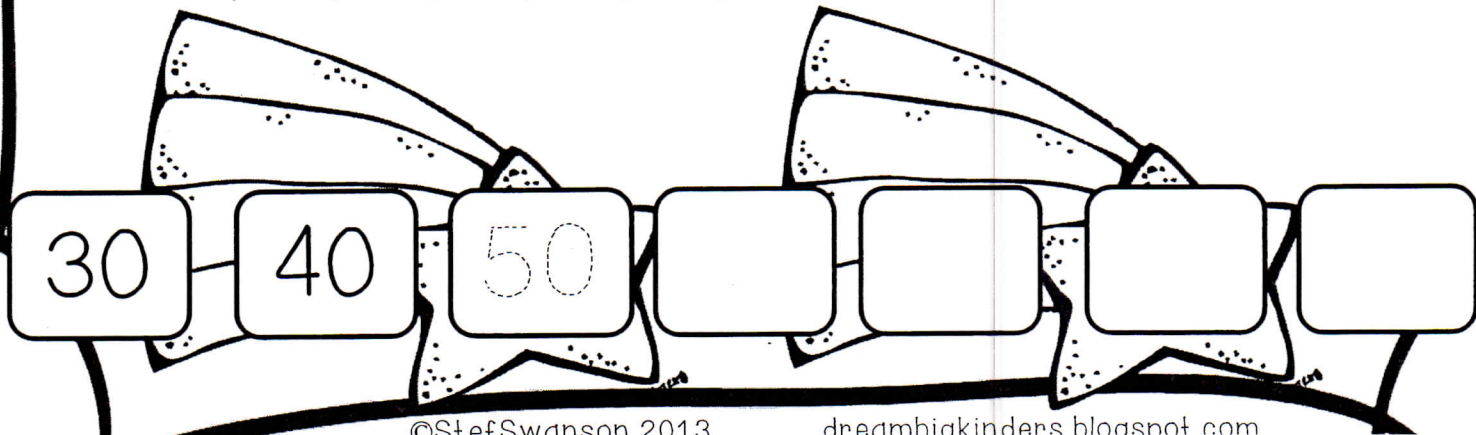
Shaded ten frame (10 squares) for coloring.

Empty ten frame (10 squares) for coloring.

$$10 + \underline{\quad} = 17$$

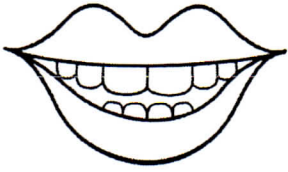
Count by 10's and fill in the missing number. CC.K.1

10, 20, 30, 40, 50, 60, 70, 80, 90, 100, 110, 120



Fill in the correct digraph to name the pictures.
RF.K.2 (c)


ch ck sh th 13



m o u _ _ _

t r a _ _ _




Rhyming Blend the sounds to read the word. RK.K.2(a)
Write a word that rhymes! Draw a picture to match the word!



hen






Build the teen number by coloring in the ten frames! Complete the number sentence. NBT.K.1



13

thirteen

$$10 + \underline{\quad} = 13$$



19

nineteen

$$10 + \underline{\quad} = 19$$

Count by 10's and fill in the missing number. CC.K.1

10, 20, 30, 40, 50, 60, 70, 80, 90, 100, 110, 120

40

50

60

Fill in the correct digraph to name the pictures.

RF.K.2 (c)

ch

ck

sh

th

14



b u _ _ _

s i _ _ _

Rhyming Blend the sounds to read the word. RK.K.2(a)

Write a word that rhymes! Draw a picture to match the word!




fox

[Blank box for writing a word that rhymes with fox]

[Blank box for drawing a picture to match the word]

Build the teen number by coloring in the ten frames! Complete the number sentence. NBT.K.1




[Ten frame with 10 squares shaded black]

[Ten frame with 4 squares shaded black]

fourteen

$$10 + \underline{\quad} = 14$$



[Ten frame with 10 squares shaded black]

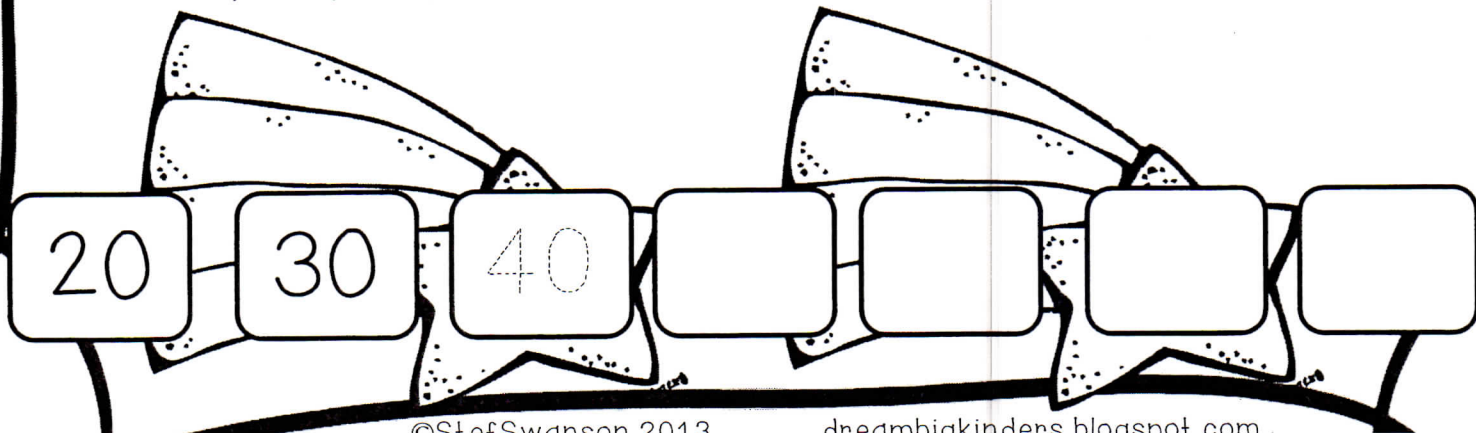
[Ten frame with 8 squares shaded black]

eighteen

$$10 + \underline{\quad} = 18$$

Count by 10's and fill in the missing number. CC.K.1

10, 20, 30, 40, 50, 60, 70, 80, 90, 100, 110, 120



Fill in the correct digraph to name the pictures.
RF.K.2 (c)


ch ck sh th 15



tor _ _ _

fi _ _ _

Rhyming Blend the sounds to read the word. RK.K.2(a)
Write a word that rhymes! Draw a picture to match the word!




pig


→ [] →

[]

Build the teen number by coloring in the ten frames! Complete the number sentence. NBT.K.1



$$10 + \underline{\quad} = 16$$



$$10 + \underline{\quad} = 20$$

Count by 10's and fill in the missing number. CC.K.1

10, 20, 30, 40, 50, 60, 70, 80, 90, 100, 110, 120

60	70	80				
----	----	----	--	--	--	--

Fill in the correct blend to name the pictures. RF.K.2 (c)

gr tr dr 16


ess




ass



Subtracting! Cross out the pictures that need to be taken away. OA.K.3 OA.K.5




$$6 - 3 = \underline{\quad}$$



$$6 - 0 = \underline{\quad}$$


Turn this silly line into a picture! Write two sentences about your picture!! RF.K.1 (a-d)



Handwriting practice lines consisting of multiple rows of solid top and bottom lines with a dashed middle line for letter height guidance.

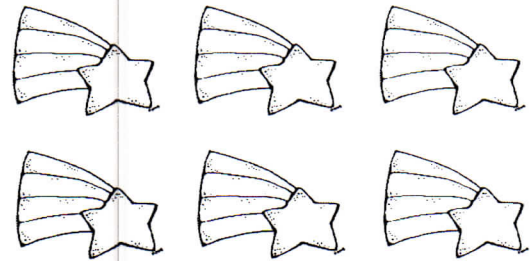

Fill in the correct blend to name the pictures. RF.K.2 (c)

st sl sm 17






Subtracting! Cross out the pictures that need to be taken away. OA.K.3 OA.K.5



$$6 - 5 = \underline{\quad}$$

$$6 - 2 = \underline{\quad}$$

Turn this silly line into a picture! Write two sentences about your picture!! RF.K.1 (a-d)



Handwriting practice lines consisting of multiple rows of solid top and bottom lines with a dashed middle line.

Fill in the correct blend to name the pictures. RF.K.2 (c)

st

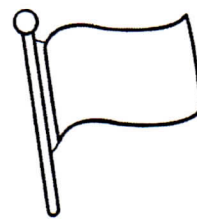
sl

fl


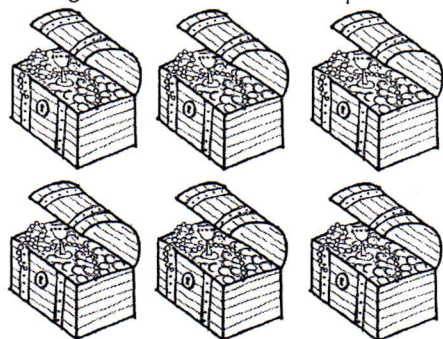
18

_____ e e p

_____ d g



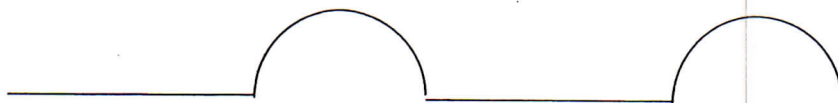
Subtracting! Cross out the pictures that need to be taken away. OA.K.3 OA.K.5



$$6 - 4 = \underline{\quad}$$

$$6 - 1 = \underline{\quad}$$

Turn this silly line into a picture! Write two sentences about your picture!! RF.K.1 (a-d)




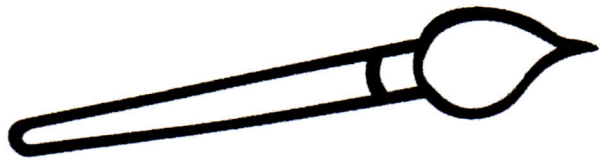
Handwriting practice lines consisting of multiple rows of solid top and bottom lines with a dashed middle line.

Fill in the correct blend to name the pictures. RF.K.2 (c)

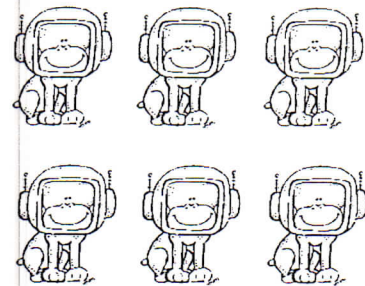
fr sl br

u s h

u i t




Subtracting! Cross out the pictures that need to be taken away. OA.K.3 OA.K.5



$$6 - 6 = \underline{\hspace{2cm}}$$

$$6 - 3 = \underline{\hspace{2cm}}$$

Turn this silly line into a picture! Write two sentences about your picture!! RF.K.1 (a-d)



Handwriting practice lines consisting of multiple rows of solid top and bottom lines with a dashed middle line.

Fill in the correct blend to name the pictures. RF.K.2 (c)

sw

sl

sk

20

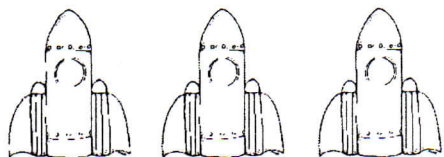
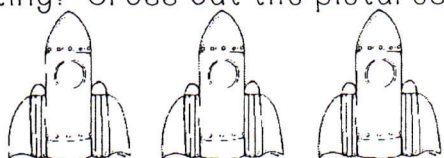
___ a n




___ i r t



Subtracting! Cross out the pictures that need to be taken away. OA.K.3 OA.K.5




$$6 - 2 = \underline{\quad}$$



$$6 - 5 = \underline{\quad}$$

Turn this silly line into a picture! Write two sentences about your picture!! RF.K.1 (a-d)



Handwriting practice lines consisting of multiple rows of solid top and bottom lines with a dashed middle line for letter height guidance.